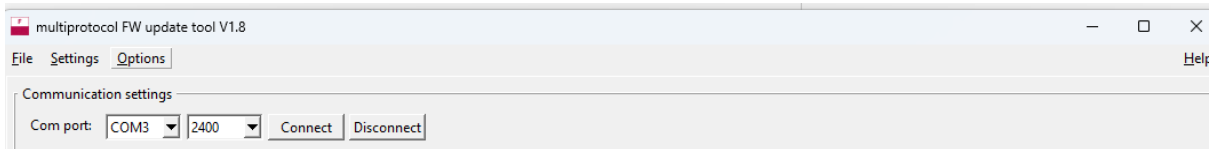


Firmware update tools and firmware can be downloaded from below link

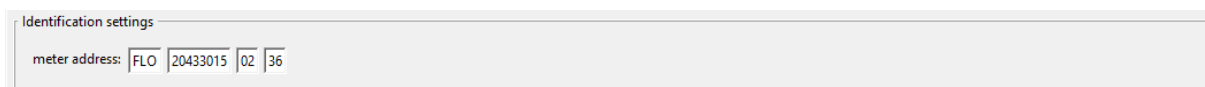
<https://www.flonidan.com/filpublisering?Folder=%2FSupport%2FConfig+tools>

Download Dongle FW upgrade tool release 1.8.zip and run it.

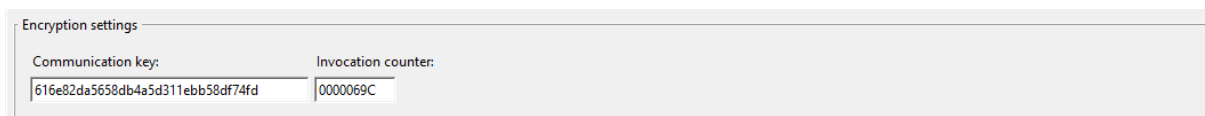
Select right Com port for M-Bus master and press connect.



Press Send REQ_UD2, now meter address should be updated to the SN: number of M-bus Converter.



Copy M-Bus Converters Encryption key in to communication key field.



Press File and choose open firmware (Ctrl-O) and choose the correct firmware FW Multiprotocol Dongle 10XX.bin.cfw

Press Options and choose firmware update (Ctrl-f).

Programming will take prox 5-10 min.